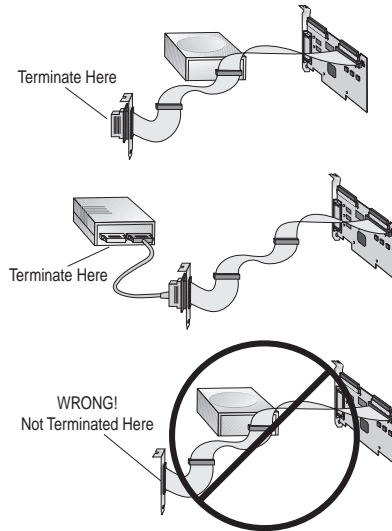


NOTE When using the internal-to-external Ultra SCSI cable, the 50-pin external connector itself, or the last external peripheral connected to the connector, must have a SCSI terminator installed.

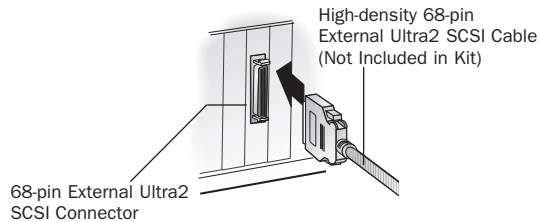


68-pin External Ultra2 SCSI Connector

Use the 68-pin external Ultra2 SCSI connector to connect your external Ultra2 peripherals. Ultra2 external cables are not included in the kit. For each external Ultra2 peripheral, you will need to obtain a 68-pin external Ultra2 SCSI cable. Follow these steps to connect your external Ultra2 SCSI peripherals:

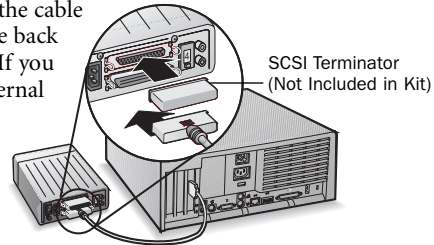
NOTE We recommend keeping your Ultra2 peripherals separate from your non-Ultra2 peripherals. Connecting a non-Ultra2 peripheral to the Ultra2 SCSI connector forces the Ultra2 SCSI segment and any attached peripherals to drop down to Ultra SCSI performance levels (40 MBytes/sec). (See “Bus Segments on the SCSI Card 2940U2W” on page 2.)

STEP 1 Connect one end of the external SCSI cable to the external Ultra2 connector on the SCSI Card 2940U2W.




STEP 2

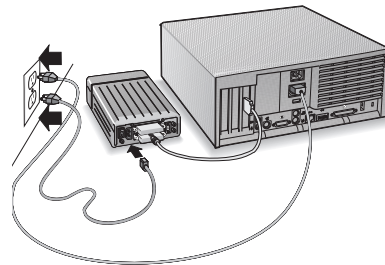
Connect the other end of the cable to a SCSI connector on the back of an external peripheral. If you are installing only one external peripheral, terminate the peripheral and skip to Step 4.

**STEP 3**

Connect other external peripherals by connecting each peripheral to the previous one until all peripherals are connected. The peripheral at the end of the chain must be the only external peripheral terminated.

**STEP 4**

Connect all power cables to the external peripherals.



INSTALLING SCSI CARD 2940U2W SOFTWARE

To install the SCSI Card 2940U2W software (software driver), go to the section below for the operating system (for example, Windows® 95) installed on your computer. If the operating system is not yet installed, install it now. Refer to your operating system documentation for instructions.

NOTE

If you have installed a new SCSI hard drive in a computer running Windows or DOS, you must partition and format the drive with the DOS Fdisk and Format commands before it can be used. Refer to your Windows and DOS documentation for instructions.