

## CONNECTING SCSI PERIPHERALS

A total of 15 SCSI peripherals can be connected to the SCSI Card 2940U2W. Before connecting peripherals to the SCSI Card 2940U2W, be sure to also review *Setting Up SCSI Peripherals* on page 3.

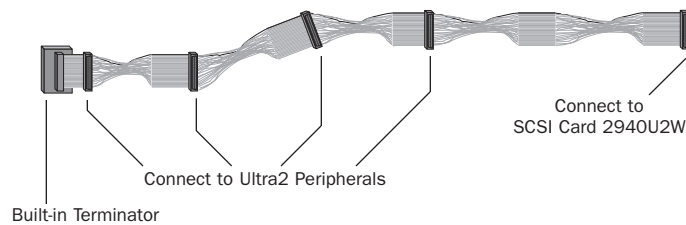
### 68-pin Internal Ultra2 SCSI Connector

Use the 68-pin internal Ultra2 SCSI connector to connect internal Ultra2 peripherals. The connector is an Ultra2 Low Voltage Differential, Single Ended (Ultra2-LVD/SE) connector. The internal Ultra2 cable included in the kit allows up to four internal Ultra2 peripherals. If you have more than four Ultra2 peripherals, you will need to obtain an Ultra2 cable with enough connectors to accommodate all of your Ultra2 peripherals. Follow these steps to connect your internal Ultra2 peripherals:

**NOTE** We recommend keeping your Ultra2 peripherals separate from your non-Ultra2 peripherals. Connecting a non-Ultra2 peripheral to the Ultra2 SCSI connector forces the Ultra2 SCSI segment and any attached peripherals to drop down to Ultra SCSI performance levels (40 MBytes/sec). (See “Bus Segments on the SCSI Card 2940U2W” on page 2.)

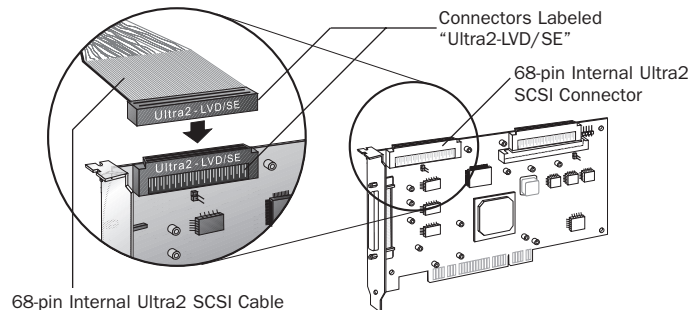
#### STEP 1

Locate the 68-pin internal Ultra2 SCSI cable in the package.

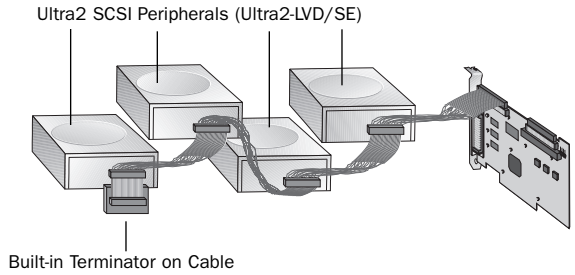


#### STEP 2

Plug the long end of the cable to the Ultra2 connector on the SCSI Card 2940U2W (connectors are labeled “Ultra2-LVD/SE”).



**STEP 3** Plug the remaining connectors to your internal Ultra2 SCSI peripherals.



**NOTE** Internal Ultra2 SCSI peripherals come from the factory with termination disabled and cannot be changed. Proper termination is provided by the built-in terminator at the end of the Ultra2 internal SCSI cable provided in the kit.

### *68-pin Internal Wide Ultra SCSI Connector*

Use the 68-pin internal Wide Ultra SCSI connector to connect internal Fast/Wide Ultra SCSI peripherals that have 68-pin connectors. **Do not connect Ultra2 peripherals to this connector.**

The 68-pin internal Ultra SCSI cable included in the kit allows you to connect up to two Fast/Wide Ultra peripherals. If you have more than two Fast/Wide Ultra peripherals, you will need to obtain a 68-pin cable with enough connectors to accommodate all of your Fast/Wide Ultra peripherals. Follow these steps to connect your internal Fast/Wide Ultra peripherals.

**STEP 1** Locate the 68-pin internal Ultra SCSI cable in the package.

